

White

**Rose
Maths**

Summer - Block 5

Money

Overview

Small Steps

NC Objectives

- ▶ Recognising coins
- ▶ Recognising notes
- ▶ Counting in coins

Recognise and know the value of different denominations of coins and notes.

Recognising Coins

Notes and Guidance

Children will recognise and know the value of different denominations of coins.

Children will use their knowledge of place value to match coins with equivalent values. For example, ten 1 pence coins is equivalent to one 10 pence coin. This could be linked with the concept of exchanging.

Teachers could use coins to support this activity (or pictures where appropriate).

Mathematical Talk

How have you organised the coins?

What is the value of each coin? How do you know?

How many 1 pence coins will you need to make 2 p? 5 p? 10 p? 20 p? 50 p? 1 pound?

How many 1 pound coins will you need to make 2 pounds?

Varied Fluency

- Organise the coins on your table into pence and pounds. Can you name each coin?



- Write down the value of each coin.



- Match the cards with equal values.



Recognising Coins

Reasoning and Problem Solving

Dora says:



All coins are round.

Do you agree with Dora?

Justify your answer.

Dora is incorrect.

A 50 p coin isn't round.

A 20 p coin isn't round.

A £1 coin isn't round.

Which is the odd one out?

20 p

8 p

2 p

10 p

Why?

8 p is the odd one out because we do not have an 8 p coin.

The tooth fairy left some money for two children.



Jack has 50 pence. Mo has one pound.

Jack thinks he has more money because his coin is physically bigger.

Explain why Jack is wrong.

Jack is wrong because although the 50 pence coin is physically bigger it only has a value of 50 pence, but the pound coin has a value of 100 pence.

Recognising Notes

Notes and Guidance

Once children are able to identify and recognise coins they need to be able to recognise notes.

Children use their understanding of place value to see that one note can represent many pounds, for example, a ten pound note could be 10 pound coins or 3 two pound coins and 4 one pound coins. Children also need to be aware that one note may be worth many times the value of another note.

Mathematical Talk

Can you name each note?

What is the same about each note?

What is different about each note?

How many ___ pound notes are equivalent to a ___ pound note?

Varied Fluency

How many of each note can you see?



There are ___ 5 pound notes.
There are ___ 10 pound notes.
There are ___ 20 pound notes.

What is the value of each note?



 = pounds

 = pounds

 = pounds


Fill in the blanks.

One  = 

One  = 

Recognising Notes

Reasoning and Problem Solving

Teddy is given one  for Christmas.

Eva is given two



Teddy

I got more than you did because my number is bigger.

I got more than you did because I got two notes.



Eva

Who is correct?

Explain your reasoning.

Both Teddy and Eva are wrong because they both have £10.

Eva has two £5 notes, which makes £10, and Teddy has a £10 note.

Jack, Rosie and Amir each have some money in their pockets. Jack and Amir both have coins and Rosie has a note.



Amir



I have more money than Rosie.

I have less money than Rosie.



Jack

What note could Rosie have?

Always, sometimes, never

Money in notes is worth more than money in coins.

Rosie could have a £5 note. She could not have a £10 or a £20 note because they are larger than Amir's amount.

Sometimes - if you have £6 in coins it is worth more than a £5 note. However you could also have less than £5 in coins.

Counting in Coins

Notes and Guidance

Children combine their knowledge of money with counting in 2s, 5s and 10s to count money efficiently.

They may draw coins or representations to match a given amount and use previous understanding to compare amounts of money.

Mathematical Talk

Can two people have the same amount of money, with a different number of coins?

Is the largest amount of coins always the largest amount of money? Can you prove it?

Is there one way, or more than one way?

Varied Fluency


Using coins children make links to times tables. What do they notice?



Use or draw coins to show the given amounts.

- 10p in 5p coins.
- 50p in 5p coins.
- 50p in 10p coins.
- 40p in 5p coins.

Use $<$, $>$ or $=$ to compare the amounts.



Counting in Coins

Reasoning and Problem Solving

Tommy's piggy bank is full of 2 pence pieces, 5 pence pieces and 10 pence pieces.

Using one type of coin at a time, how can he make 30 p?



Fifteen 2 pence pieces equal 30 p.

Six 5 pence pieces equal 30 p.

Three 10 pence pieces equals 30 p.

Alex has 2 silver coins.


Teddy has 5 bronze coins.

Amir has 1 silver coin.

They all have the same amount of money.

Which coins do they each have?

Collect or draw the coins to prove it.



Are there any other amounts that this works for?

Alex has two 5 pence coins.

Teddy has five 2 pence coins.

Amir has one 10 pence coin.

They all have 10 p.

You could have two 10 pence coins making 20 pence and one 20 pence coin but there are not 5 bronze coins which make 20 pence.