




## Olympics: Success with Silver

### Year 3 Learning Journey

Start Date:	Sunday 10 September	Unit Length:	5 weeks
	<p><b>Links to Host Country (Qatar)</b></p> <ul style="list-style-type: none"> <li>• Sporting events in Qatar e.g. FIFA World Cup / Arab World Cup.</li> </ul>	<p>During this unit our students will be:</p> <div style="display: flex; flex-direction: column; gap: 10px;"> <div style="background-color: red; color: white; padding: 5px; border-radius: 10px; display: flex; align-items: center; justify-content: space-between;"> <span>Collaborators</span>  </div> <div style="background-color: purple; color: white; padding: 5px; border-radius: 10px; display: flex; align-items: center; justify-content: space-between;"> <span>Ethical</span>  </div> </div>	
<p><b>Olympics: Success with Silver</b> Almost three millennia after it was first ignited, the Olympic flame is burning brighter than ever. This unit will introduce children to the evolution of the Olympics over time, from its humble beginnings in Ancient Greece to its current status as a global celebration of human achievement. It's time to seek success with silver.</p>			
<p><b>Entry Point</b> For the Entry Point the children will take part in their own Olympic Games. They will take part in a variety of activities before being invited to a medal ceremony.</p>			
<p><b>Knowledge Harvest</b> During the Knowledge Harvest, children will think about the different events that take place at the Olympics. As a class, we will create a Menti word cloud to share our ideas.</p>			
<p><b>Music</b></p> <ul style="list-style-type: none"> <li>• We will listen to the song 'Lighting Up the Flame'.</li> <li>• Children will work in groups to perform different parts of the song, before performing it as a class.</li> </ul>			
<p><b>Physical Education</b></p> <ul style="list-style-type: none"> <li>• We will find out about the Paralympics.</li> <li>• Children will learn to play volleyball using the rules used in the Paralympic Games.</li> <li>• We will think about the different aspects of Olympic events.</li> <li>• Children will create their own Olympic event.</li> </ul>			
<p><b>History</b></p> <ul style="list-style-type: none"> <li>• We will find out about the origins of the Olympics.</li> <li>• Children will use the Do Ink app to create a sports show reporting on the Ancient Greek Olympics.</li> <li>• We will find out about the history of different aspects of the Olympics.</li> <li>• Children will create a timeline to show how the Olympics have changed over time.</li> </ul>			
<p><b>Geography</b></p> <ul style="list-style-type: none"> <li>• We will find out about different locations that have hosted the Olympics.</li> <li>• Children will create tourist brochures to promote the upcoming Olympics.</li> <li>• Children will investigate the human and physical features of an Olympic Park.</li> </ul>			
<p><b>Design, Technology and Innovation</b></p> <ul style="list-style-type: none"> <li>• We will find out about mascots.</li> <li>• Children will design a new mascot for the Olympic Games.</li> </ul>			

**International**

- We will look at a variety of Olympic mottos and discuss whether we think they are good or not.
- Children will create their own Olympic motto.
- Children will attend a press conference and deliver a presentation to promote their country as the next host of the Olympics.

**Exit Point**

For the Exit Point, the children will host an Olympic Event. As a class, children will create an exciting opening ceremony where a collection of their work will be presented. Children will then take part in the Olympic events they created in Physical Education.